



FROM |  peach state health plan.








How to Access Important Information & Tools Online

Sign up for your own secure web portal account to gain access to helpful information and interactive tools.




Get Started Now!

Visit our website **Ambetter.pshpgeorgia.com**.





Click the **LOGIN** button to get started!

-  Check member eligibility
-  Submit prior authorization requests
-  View patient list
-  View, adjust, and submit claims
-  View payment history
-  Update provider demographic data
-  And more!

FIRST, SIGN-UP

-  Click the Create an Account button
-  Enter your:
 - Tax ID number
 - First and last name
 - Email
 - A password (must be at least six characters in length with at least one uppercase and lowercase letter and at least one number or symbol)
-  Click Register

THEN VERIFY

-  Check your inbox for a verification email and click the link provided
-  Log in with the email address and password used when you signed up
-  Select three security questions and answer them. Enter a telephone, and a fax number, and then click Submit
-  Validate your registration by entering your NPI and billing ZIP code, and then click Validate Registration

* System requirements:

Access the secure provider website using Internet Explorer 8.0 or higher, Firefox and/or Google Chrome. For optimal performance, update your browser to the most recent version.

© 2015 Ambetter of Peach State Inc. All rights reserved.